

IN THE UNITED STATES PATENT AND TRADEMARK OFFICE

In re application of: Martinez et al. § Group Art Unit: 2173
 §
Serial No.: 09/981,877 § Examiner: Dennis G. Bonshock
 §
Filed: October 18, 2001 § Attorney Docket No: AUS920010923US1
 §

For: METHOD OF PREVIEWING A
GRAPHICAL IMAGE
CORRESPONDING TO AN ICON IN A
CLIPBOARD

AFFIDAVIT UNDER 37 CFR § 1.132

Commissioner for Patents
PO Box 1450
Alexandria, VA 22313-1450

Dear Sir:

My name is ANTHONY CHAMPICA,
and I am over twenty-one years of age and fully competent to make this declaration. I have personal knowledge of the statements contained herein and the facts stated herein are true and correct.

1. On January 14, 2009, I visited the office of Robert Rolnik and operated a computer in the manner described below. Unless otherwise noted, a 'click' is a momentary push and release of the left cursor button of a conventional mouse.
2. I do not work for Robert Rolnik. I work in an office in the same building as Robert Rolnik.
3. I operated a Digital HiNote VP laptop computer and observed the following:
The machine booted up with a Windows 98 'splash screen'.

The machine provided an icon for Microsoft Word, as well as an icon 'fortesting' located on the desktop. The icon is a symbol for a file that contains an image.

I started Microsoft Paintbrush by clicking the icon labeled 'fortesting'

I started MSWord 2000.

I created a 'Clipboard' menu by accessing the 'Views' menu, and selecting the 'Toolbars' submenu.

I then clicked on the 'Clipboard' submenu item. Initially, the Clipboard was a distinct menu from the main menu at the top of MSword 2000 window.

I moved my cursor over the floating Clipboard, and dragged the Clipboard to the main menu.

Accordingly, I positioned the Clipboard into a menu within MSWord. The Clipboard docked onto a secondary toolbar row above the document page. The Clipboard decreased to a long thin bar showing icons for Copy, Paste All, Items, and Delete.

Figure A substantially shows what I saw, at that point.

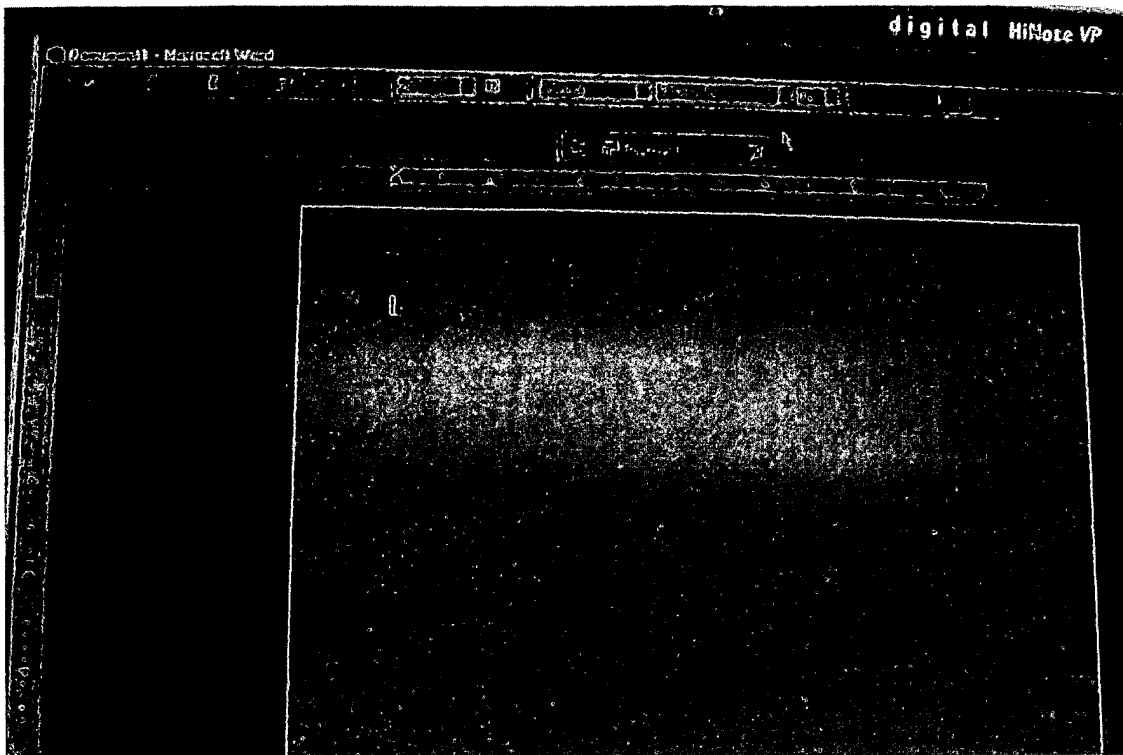


Figure A

I clicked the 'Help' and 'About Microsoft Word' submenu.

The computer responded with a copyright notice as shown below in Figure B.

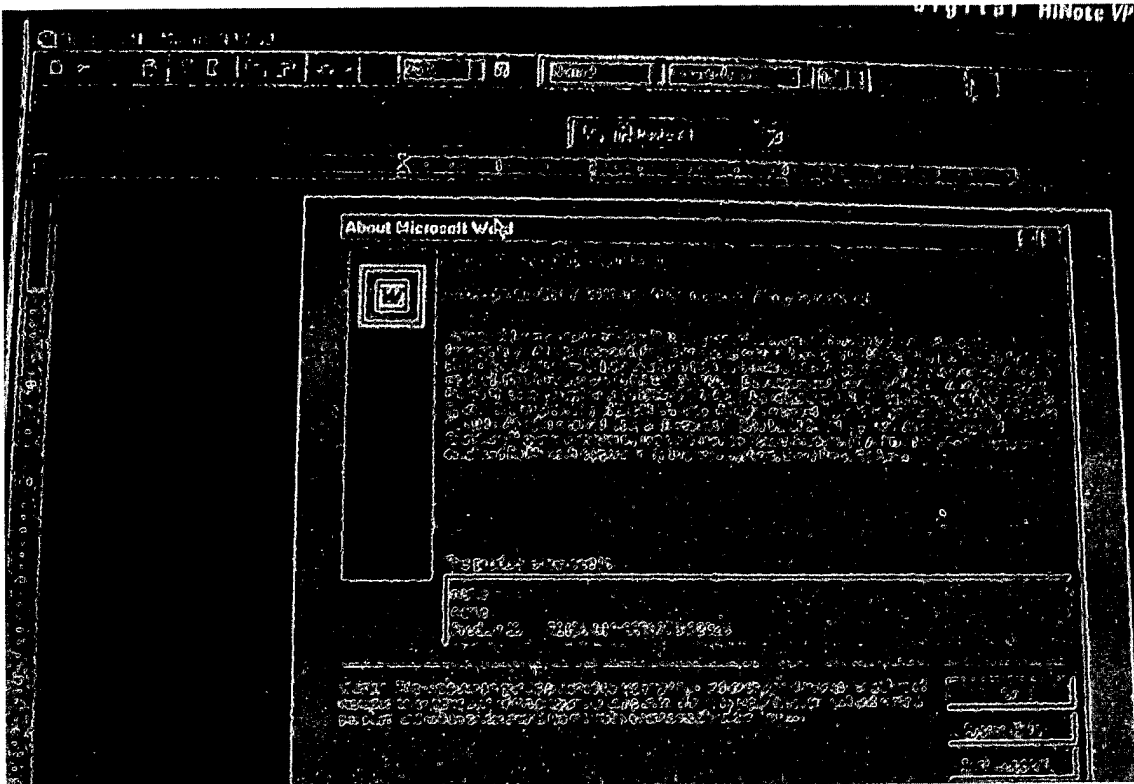


Figure B

I clicked 'OK' on the copyright notice and the MSWord page became blank again.

I typed the phrase 'Test text' into the body of a blank MSWord document.

I highlighted the 'Test text' and copied it to the Clipboard using the 'Control-C' keystroke combination.

I then clicked the content of the document following the word 'text'. In response, MSWord removed highlighting from 'Test text'.

I opened a previously saved 'smiley face' (earlier opened as 'fortesting') image in 'Paintbrush'.

I selected all content within Paintbrush that is an image for copying. I used the 'Control-A' then 'Control-C' keystroke combination to do this selection.

I used the 'alt-tab' key combination to restore the view to the MSWord 2000 window.

I selected 'Items' from the Clipboard, and watched a 'Clipboard' appear or 'pop-up' vertically under the 'Items' submenu.

Figure C shows this view.




Figure C

I clicked on an icon that matched an image icon.

I saw two responses by MSWord 2000. First, the 'smiley face' image was pasted into the document. Second, the Clipboard disappeared.

Figure D, below, is an image made after these steps.

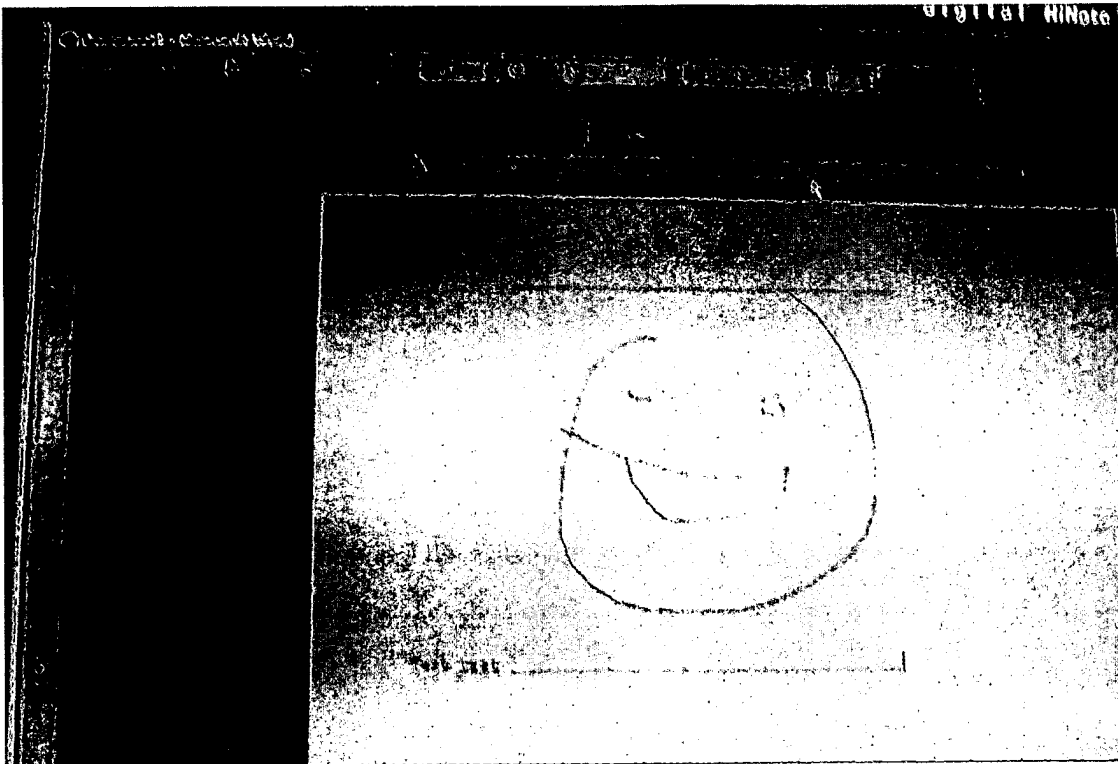


Figure D

I clicked the 'Items' submenu.

I watched the Clipboard re-appear.

I moved my mouse, and the arrow cursor, downward over the Clipboard.

Figure E, below, shows substantially what I saw.




Figure E

I moved the arrow cursor downward, off the Clipboard. No change in Clipboard visibility occurred.

I moved the mouse at least three inches below the Clipboard. No change in Clipboard visibility occurred.

Figure F, below, shows substantially what I saw, at that point.




Figure F

I clicked at a location within the white space of the open document.

I saw the Clipboard disappear.

I clicked the 'Items' submenu.

I watched the Clipboard re-appear.

I moved my mouse, and the arrow cursor, downward over the Clipboard.

I moved my mouse, and the arrow cursor, upward and within the 'Items' submenu.

Figure G, below, shows substantially what I saw, at that point.




Figure G

I further moved my mouse immediately above the 'Items' submenu, within the grey bar above.

Figure H, below, shows substantially what I saw, at that point.

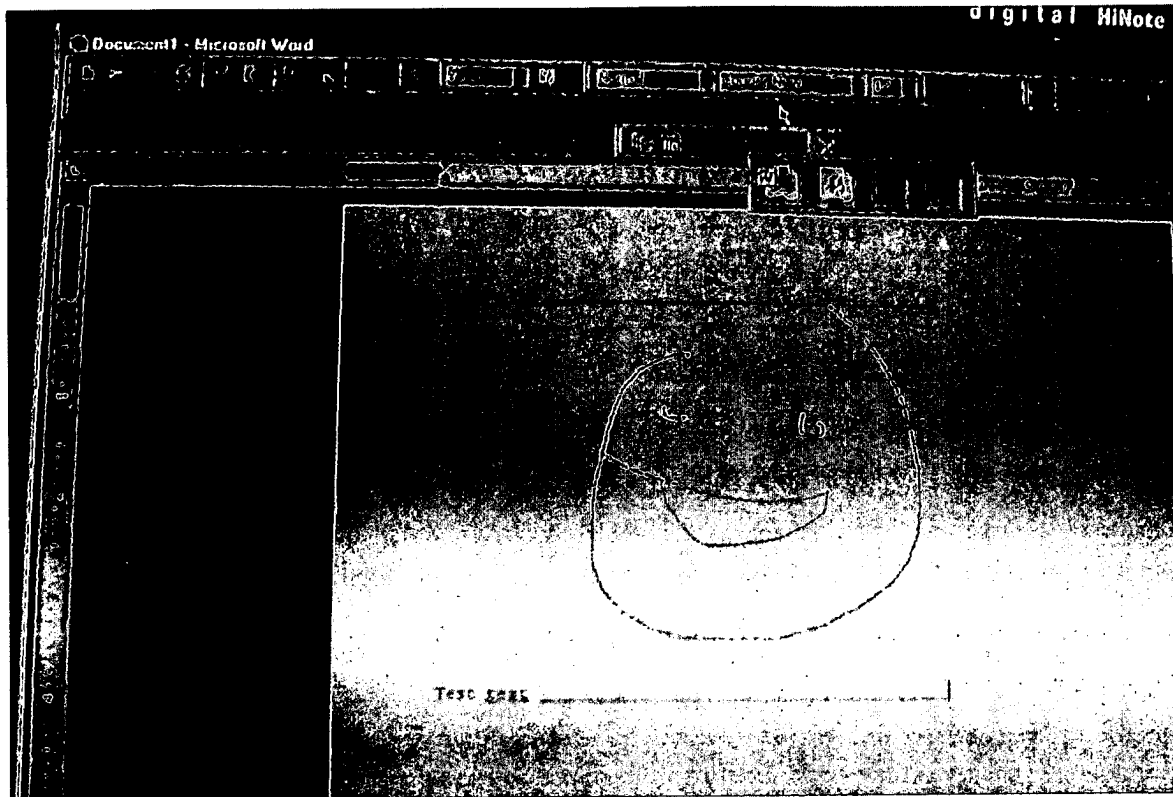


Figure H

I further moved my mouse to the approximate top of the screen.

Figure I, below shows substantially what I saw, at that point.




Figure I

I can make the clipboard disappear by first placing the cursor over the 'Items' menu (See Fig. G), and moving the mouse to the left.

Once the mouse leaves the 'Items' menu, the clipboard disappears, as shown in Figure J.




Figure J

4. I further declare that all statements made herein are of my own knowledge and all statements made on information and belief are believed to be; and further that these statements are made with the knowledge that willful and false statements are punishable by fine or imprisonment or both under § 1001 of Title 18 of United States Code and that such willful and false statements may jeopardize the validity of the above-referenced application and any patent issuing therefrom.

Executed this 14 day of January, 2009.

Anthony Champion

6830 Amber Pine Court, Suite 100

Humble, TX 77346